













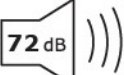
 **ENERGY** 

 WMB1490G17A

A        **A**

49 kWh / 

 **9,0 kg**  **3:48**  **50 L**

 **A**B C D E F G  **72 dB** **A** B C D

2019/2014